

Dear Parents,

Your child has access to quality digital texts from Oxford University Press also being used in class to support teaching and learning of reading. Children are able to access the digital reading material from home to practise reading, using their personal login. The steps below outline the login process and also include how you can access additional information to support your child with reading.

When logged on, your child will have a 'bookshelf' containing texts they are able to independently read.

Happy reading everyone!

Bianca Gallego

How to use Oxford Literacy Student Bookshelf – for Parents

Step 1> Log onto **oxfordowl.com.au** and click on **For Students**

(This screen will appear)

Welcome to
**Oxford
OWL**

Assessment,
instruction,
independence.
All in one place.

Join us

Watch promotional video



For Teachers

Discover ebooks,
inspirational resources,
advice and support.



For Students

Click here to go to
your online bookshelf.

Login

Username

School ID

Password

LOGIN ▶

Step 2> Add Login details as provided by teacher, as shown below, and your student's bookshelf will open.

Website

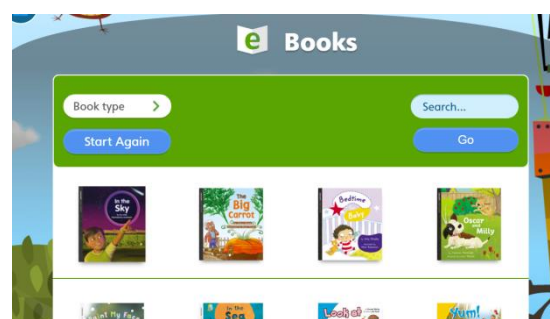
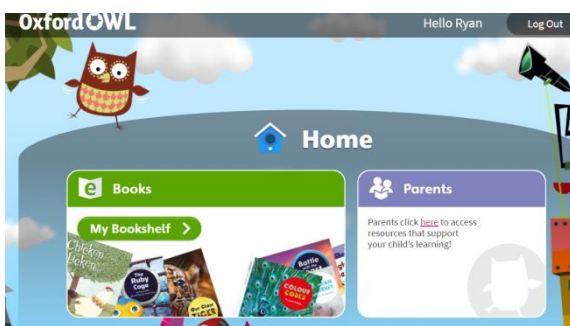
Ryan Butler

Username



School ID

Password

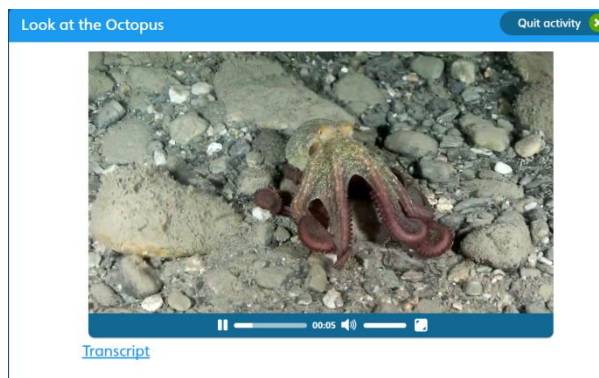

Step 3> See notes for **Parents** to access resources to support your child's reading at home, and your student bookshelf.



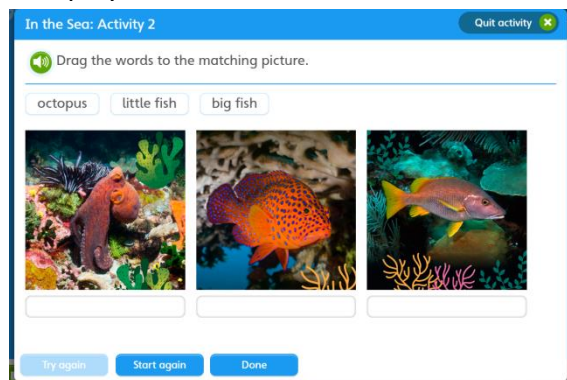
Step 4> Click on any title to open. **Audio** is in left bottom corner and **page turning** on the right. Notes for parents are on inside back and front covers.



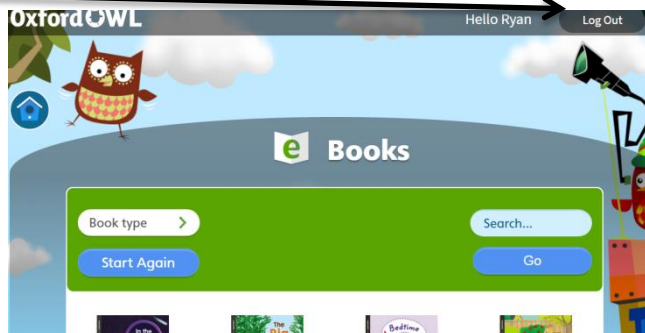
Step 5> Look for embedded information in text and click for **information sheet or short video**.



Step 6> Look for embedded **word games** in text and click to play.



Step 7> Finish reading, **Close book** and **Log Out**.



Please check with your teacher, or call *Oxford Digital Support* at 1300 650616 during normal business hours if you encounter any difficulties.